



A Division of MAD

# MAD Elevator Inc. – F1 Cab Shell Survey Form Front Opening Car



## Section 1: Project Information

Date: \_\_\_\_\_ Project Name: \_\_\_\_\_

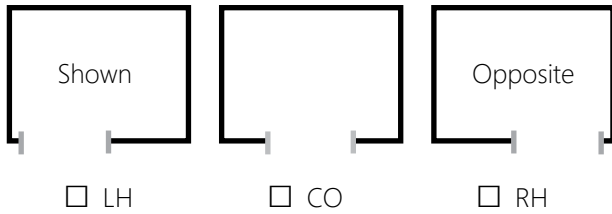
Requested By: \_\_\_\_\_ Company Name: \_\_\_\_\_

Capacity (lbs):  2000  2500  3000  3500  4000  4500  5000  Other: \_\_\_\_\_

Installation:  By Others  By MAD Number of Elevators: \_\_\_\_\_ Door Operator Type: \_\_\_\_\_

## Section 2: Cab & Layout Information

### Opening Hand

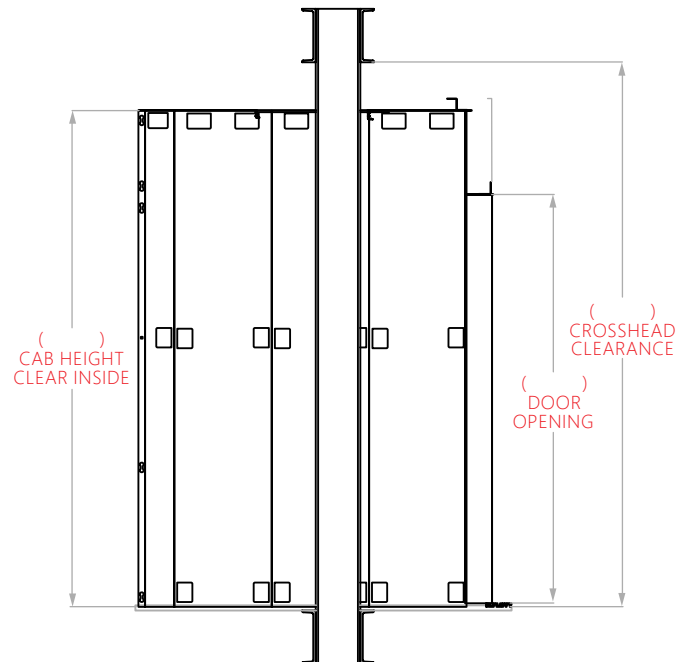
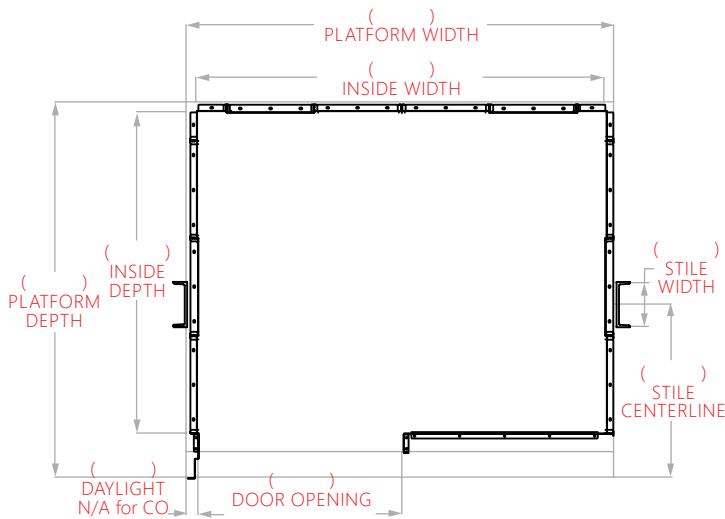


### Opening Type



## Section 3: Cab Measurements

Please fill in the following dimensions. All dimensions are in inches unless otherwise specified.



NOTE: Interior dimensions are conventionally 2" offset from the edge of the platform. If no interior dimensions are specified then the maximum possible will be provided. If interior dimensions are specified then they will be accommodated so long as it would not exceed the platform dimensions. Please confirm return widths for center opening cars otherwise they will be assumed to be equal.



A Division of MAD

# MAD Elevator Inc. – F1 Cab Shell Survey Form Front and Rear Opening Car



## Section 1: Project Information

Date: \_\_\_\_\_ Project Name: \_\_\_\_\_

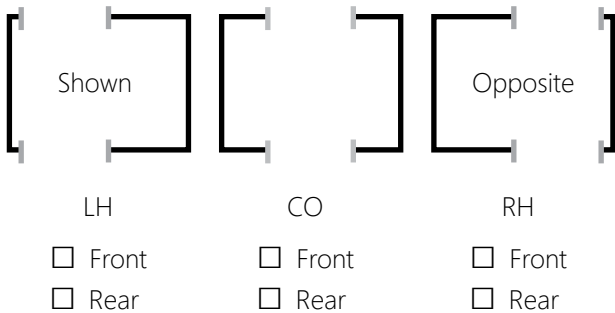
Requested By: \_\_\_\_\_ Company Name: \_\_\_\_\_

Capacity (lbs):  2000  2500  3000  3500  4000  4500  5000  Other: \_\_\_\_\_

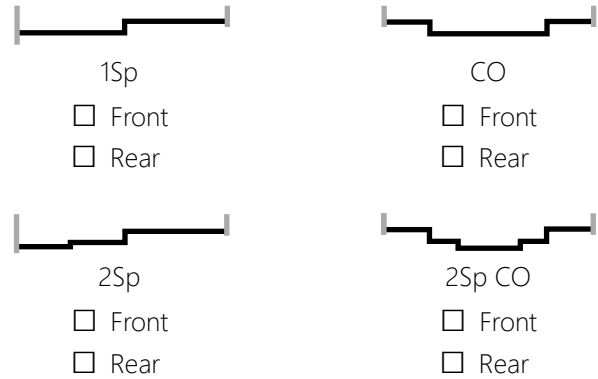
Installation:  By Others  By MAD Number of Elevators: \_\_\_\_\_ Door Operator Type: \_\_\_\_\_

## Section 2: Cab & Layout Information

### Opening Hand

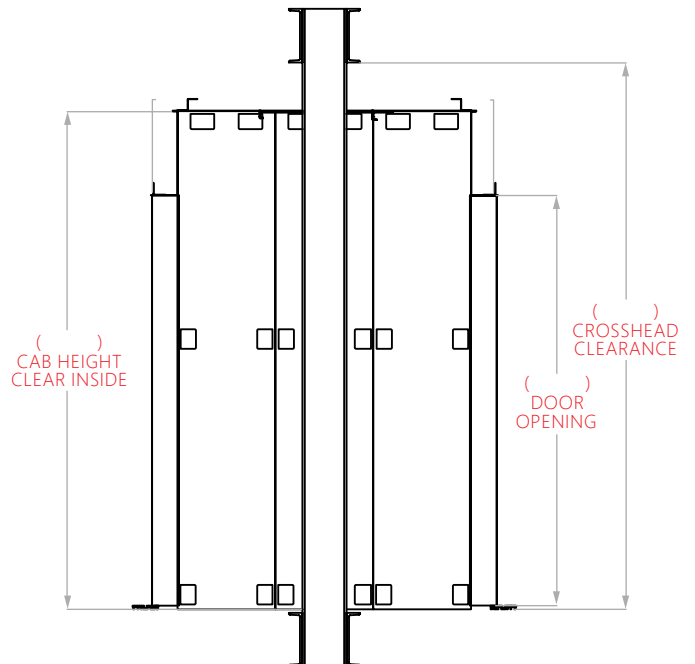
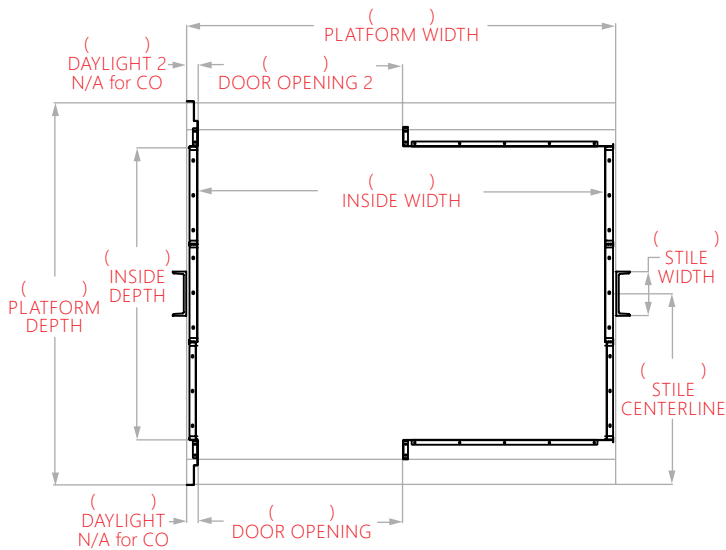


### Opening Type



## Section 3: Cab Measurements

Please fill in the following dimensions. All dimensions are in inches unless otherwise specified.



NOTE: Interior dimensions are conventionally 2" offset from the edge of the platform. If no interior dimensions are specified then the maximum possible will be provided. If interior dimensions are specified then they will be accommodated so long as it would not exceed the platform dimensions. Please confirm return widths for center opening cars otherwise they will be assumed to be equal.