

F1 CAB SHELL



A Division of **MAD**

The goal of the Fast 1 cab shell is *high speed*. Get **fast pricing** and **fast drawings** within 24 hours. **Fast manufacturing** gets your shell shipped to you within 4 weeks of drawing approval. Within 4 hours of **fast installation**, your shell will be complete.



- Install the shell without having to leave the platform or canopy
- **Quick Connect System:** Install non-access walls, fronts, and canopies without bolts, automatic panel alignment
- Cage nuts are used at all fastening points for one-handed fastening
- Uses up to 75% less fasteners than other equivalent shell designs
- Car top railings are designed as an integral part of the shell

The Innovation

- Reduce labour by 12 hours or more
- Quick connect pins & slots instead of bolts
- Panels are numbered for easy identification & assembly
- Only nut driver, screwdriver and square required to install
- Option for fully integrated car top kit with rails
- Option for sound dampening
- Reversible canopy which allows the reinforcing ribs to be up or down
- Universal car top ducting. Customizable on site. Does not require mechanical fastening

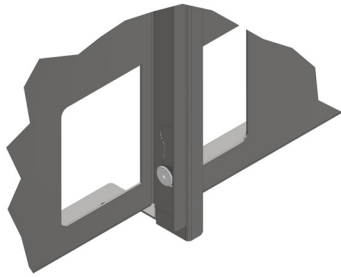


Quick Connect System

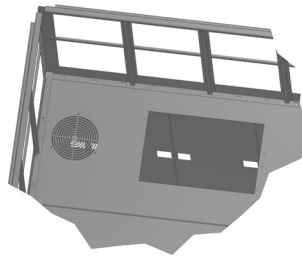
Available Finish Options

These shells are available with:


- Satincoat
- Painted Satincoat
- SS#4
- 5WL
- Non access walls in 16 or 14 ga
- Canopies in 12 ga
- Fronts in 14 ga



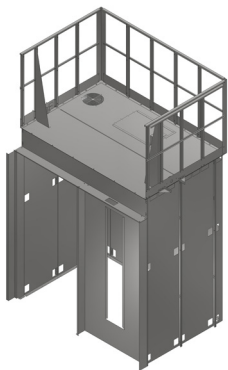
Bevelled Washer and Slot



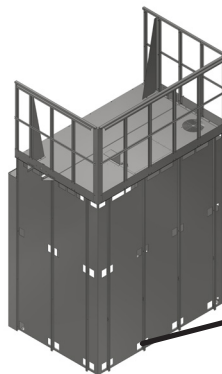
Fan and Hatch



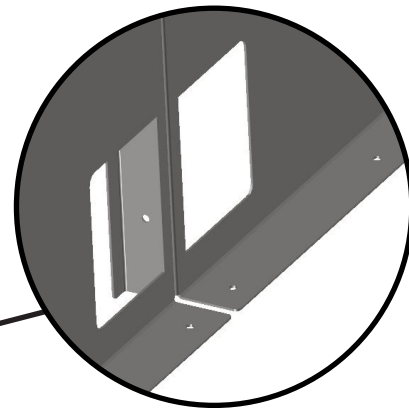
Rear Left View



Front Right View



Rear Right View



Bottom Flange View



Scan for fast and easy
Survey Order Form &
Installation Video

ECRcabs.com/F1

This publication is for general informational purposes only. Product design is subject to change without notice. Actual product colors and finishes may vary.

Copyright © 2023 MAD Elevator Inc.

sales@madelevator.com | 1 (866) 967-8500 | madelevator.com