

F1 CAB SHELL



A Division of **MAR**

Introducing the **Fast 1 (F1) Cab Shell**, the cab shell that's all about speed. Get *fast* pricing and engineered drawings within 24 hours. *Fast* manufacturing gets your shell shipped to you within 4 weeks of drawing approval. And within 4 hours of *fast* installation, your shell will be complete.

FAST1
— CAB SHELL —



- Install the shell without having to leave the platform or canopy
- **Quick Connect System:** Install non-access walls, fronts, and canopies without bolts, automatic panel alignment
- Cage nuts are used at all fastening points for one-handed fastening
- Uses up to 75% less fasteners than other equivalent shell designs
- Car top railings are designed as an integral part of the shell

The Innovation

- Reduce labor by 8 hours or more.
- Quick connect pins & slots instead of bolts.
- Panels are numbered for easy identification & assembly.
- Only nut driver, screwdriver and square required to install.
- Option for fully integrated car top rail kit.
- Option for sound dampening.
- Reversible canopy which allows the reinforcing ribs to be up or down.
- Universal car top ducting. Customizable on site. This does not require mechanical fastening.
- All cabs come with pre-fitted car top kick plates.



Quick Connect System

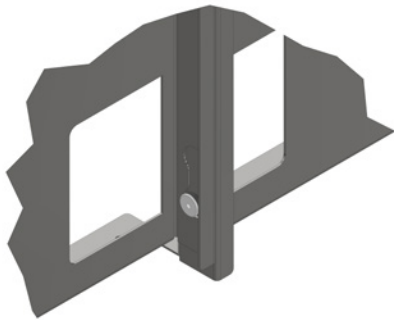
Available Finish Options

The F1 Cab Shell is available with

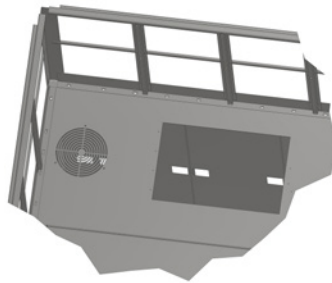
- Satin-coat
- Painted Satin-coat
- SS#4
- 5WL
- Non access walls in 16 or 14 ga
- Canopies in 12 ga
- Fronts in 14 ga




Scan for fast and easy
Survey Order Form &
Installation Video



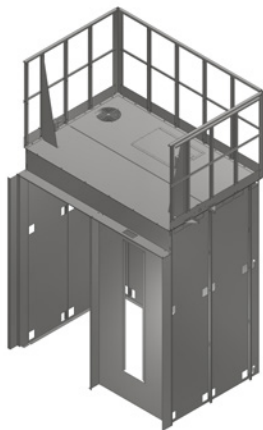
Beveled Washer and Slot



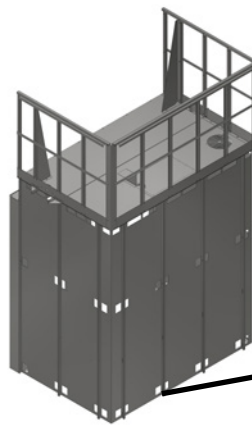
Fan and Hatch



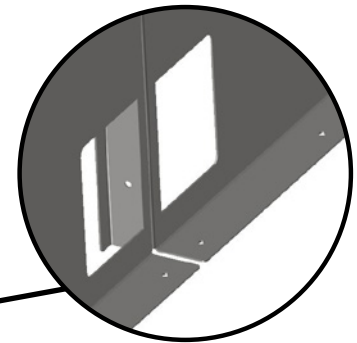
Rear Left View



Front Right View



Rear Right View



Bottom Flange View

*This publication is for general informational purposes only. Product design is subject to change without notice. Actual product colors and finishes may vary.
Copyright © 2024 MAD Elevator Inc.*

